




MIRROR GUIDE

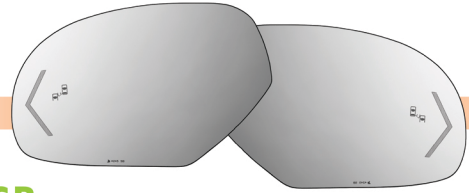
A visual guide to Burco® mirrors. Quickly associate a Burco **redicuts**® mirror replacement's part number to specific characteristics and functionalities.

redicuts® PART NUMBERS




#3254

Unique Redi Cuts® 4-Digit part number. This mirror does not have specific functionalities.



#4245SB

The letters "SB" following a mirror's base part number means that the mirror has etched turn signal & blind spot icons.




#3254H

The letter "H" following a mirror's base part number means that the mirror has a pre-applied heating element affixed to the back of the mirror.




#4424BC

The letters "BC" following a mirror's base part number means that the mirror has etched blind spot & cross path icons. *One icon may be used for both functionalities.




#4668B

The letter "B" following a mirror's base part number means that the mirror has an etched blind spot icon.




#3254HS

The letters "HS" following a mirror's base part number means that the mirror has a pre-applied heating element and an etched turn signal icon.



#4017S

The letter "S" following a mirror's base part number means that the mirror has an etched turn signal icon.



#4425HB

The letters "HB" following a mirror's base part number means that the mirror has a pre-applied heating element and an etched blind spot icon.



#5661W

The letter "W" following a mirror's base part number means that the mirror was made with aspheric/wide angle glass. It includes an etched radius separator line.



#4245HSB


The letters "HSB" following a mirror's base part number means that the mirror has a pre-applied heating element and etched turn signal & blind spot icons.



MIRROR GUIDE


A visual guide to Burco® mirrors. Quickly associate a Burco **redi-set-go**™ mirror replacement's part number to specific characteristics and functionalities.

redi-set-go™ PART NUMBERS




#3254RSG

The letters "RSG" following a mirror's base part number means that the mirror has a pre-applied motor mount.



#3254HSRSG

The letters "HSRSG" following a mirror's base part number means that the mirror has a pre-applied motor mount, heating element, turn signal LED module, and an etched turn signal icon.



#3254HRSG

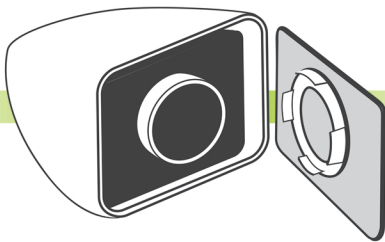
The letters "HRSG" following a mirror's base part number means that the mirror has a pre-applied motor mount and heating element.



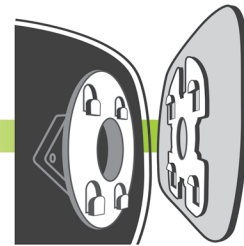
#5399WHRSG

The letters "WHRSG" following a mirror's base part number means that the mirror was made with aspheric/wide angle glass. It includes a pre-applied motor mount, heating element, and an etched radius separator line.

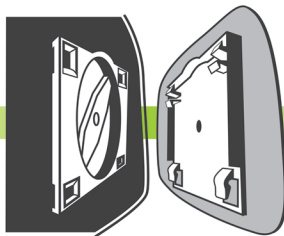
redi-set-go™ MOUNT STYLES



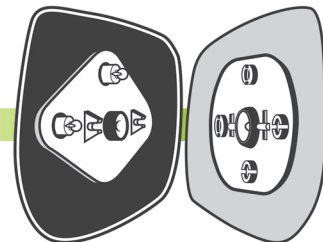
SNAP IN MOUNT



SLIDE TAB MOUNT



HOOK LOCK MOUNT



PIVOT PIN MOUNT